


PCI2002



Monday, October 10, 2005.max

> > > **Table of Contents** < < <

Introduction	I
How to Use the Curriculum	II
Word Reference List.....	IV
How to Use the Progress Chart	XIV
Progress Chart	XV

Body, Clothing, Grooming & Health Words

Lesson 1–Body.....	Activity Cards 1–5	1
Lesson 2–Head	Activity Cards 6–10	3
Lesson 3–Face	Activity Cards 11–15	5
Lesson 4–Eye	Activity Cards 16–20	7
Lesson 5–Mouth.....	Activity Cards 21–25	9
Lesson 6–Arm.....	Activity Cards 26–30	11
Lesson 7–Hand	Activity Cards 31–35	13
Lesson 8–Trunk	Activity Cards 36–40	15
Lesson 9–Organs	Activity Cards 41–45	17
Lesson 10–Leg.....	Activity Cards 46–50	19
Lesson 11–Foot.....	Activity Cards 51–55	21
Lesson 12–Shirts.....	Activity Cards 56–60	23
Lesson 13–Pants.....	Activity Cards 61–65	25
Lesson 14–Underwear	Activity Cards 66–70	27
Lesson 15–Shoes & Socks.....	Activity Cards 71–75	29
Lesson 16–Coats.....	Activity Cards 76–80	31
Lesson 17–Girls’ & Women’s Clothes	Activity Cards 81–85	33
Lesson 18–Boys’ & Men’s Dress Clothes	Activity Cards 86–90	35
Lesson 19–Sleep Clothes	Activity Cards 91–95	37
Lesson 20–Sports Clothes	Activity Cards 96–100.....	39

Lesson 21–Swim Clothes	Activity Cards 101–105.....	41
Lesson 22–Cold Weather Clothes	Activity Cards 106–110.....	43
Lesson 23–Baby Clothes	Activity Cards 111–115.....	45
Lesson 24–Hats	Activity Cards 116–120.....	47
Lesson 25–Accessories	Activity Cards 121–125.....	49
Lesson 26–Clothing Storage.....	Activity Cards 126–130.....	51
Lesson 27–Clothing Repair.....	Activity Cards 131–135.....	53
Lesson 28–Clothing Care.....	Activity Cards 136–140.....	55
Lesson 29–Bath Items.....	Activity Cards 141–145.....	57
Lesson 30–Bath Items.....	Activity Cards 146–150.....	59
Lesson 31–Hair Care.....	Activity Cards 151–155.....	61
Lesson 32–Nail Care	Activity Cards 156–160.....	63
Lesson 33–Skin Care.....	Activity Cards 161–165.....	65
Lesson 34–Teeth Care	Activity Cards 166–170.....	67
Lesson 35–Paper & Cotton Items	Activity Cards 171–175.....	69
Lesson 36–Women's Grooming Items.....	Activity Cards 176–180.....	71
Lesson 37–Men's Grooming Items.....	Activity Cards 181–185.....	73
Lesson 38–Electric Grooming Items	Activity Cards 186–190.....	75
Lesson 39–Medical Supplies.....	Activity Cards 191–195.....	77
Lesson 40–Health Supplies	Activity Cards 196–200.....	79

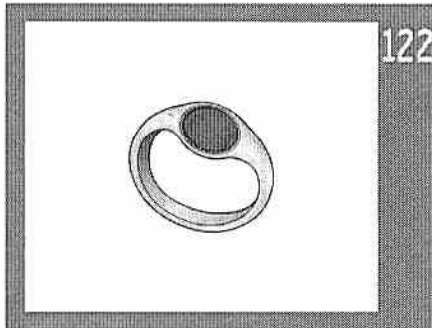


121

necklace

DEFINITION A necklace is a piece of jewelry that people wear around their necks.

SENTENCE The woman wore a silver necklace with her blue dress.

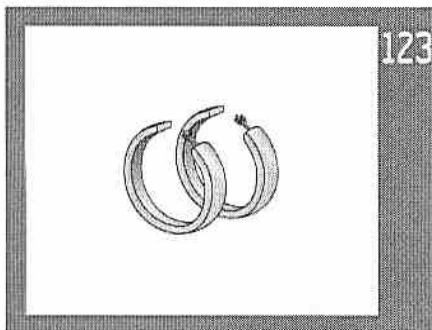


122

ring

DEFINITION A ring is a piece of jewelry that people wear on one of their fingers.

SENTENCE The man took off his ring before he washed the dishes.




123

earrings

DEFINITION Earrings are pieces of jewelry that people wear on their ears.

SENTENCE The little girl's earrings looked like two tiny hearts.




124

eyeglasses

DEFINITION Eyeglasses are two clear lenses inside a frame that people wear over their eyes. People wear eyeglasses to help them see better.

SENTENCE The eye doctor told the girl she needed eyeglasses.



125

watch

DEFINITION A watch is a small clock that people wear around their wrists. People wear watches so that they can check to see what time it is.

SENTENCE The boy had to put a new battery in his watch.

121. necklace

Describe a necklace you have seen that you would like to own.
Why do you think necklaces come in different lengths?

122. ring

Name some different stones or gems that are often found in rings.
Why is it important that a ring not be too little or too big for your finger?

123. earrings

Describe how to put on different kinds of pierced earrings.
What kinds of earrings can people without pierced ears wear?

124. eyeglasses

Name things people can do to take care of their eyeglasses.
What should people do with eyeglasses when they aren't wearing them?

125. watch

Name reasons a person might choose to wear a watch.
Do you like wearing a watch? Why or why not?

Possible Group Activities

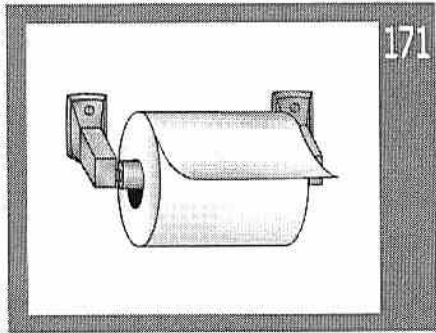
121. necklace — Hold a show-and-tell of the students' favorite necklaces. Ask them to explain where they got each necklace and why it is special.
122. ring — Give students the opportunity to use a ring-sizing chart (available on the Internet) to find their correct ring sizes.
123. earrings — Ask for volunteers who are wearing earrings to explain what they like about the style of earrings they are wearing.
124. eyeglasses — Have students flip through history books and comment on how eyeglasses have changed over the past several hundred years.
125. watch — Using a digital and an analog watch, ask for volunteers to demonstrate how to set the time on each. Then, have the other students practice setting the time.

Teacher Read-Aloud

Trang wants to buy his wife a new piece of jewelry for her birthday. He puts on his eyeglasses to drive to the mall, and then he goes into a big department store.

First, Trang sees a nice gold watch but remembers he got his wife one last year. Next, a pearl necklace catches his eye, but his wife already has one that belonged to her grandmother. The clerk shows him a pair of large hoop earrings, but they just aren't what he is looking for. Finally, Trang sees a gold ring that is shaped like a heart and has a small diamond. Trang knows his wife would love it, so he buys it and has the store clerk gift-wrap it.


Follow-up Question: What kinds of jewelry accessories do you like to wear?



toilet paper

DEFINITION Toilet paper is a roll of small squares of soft paper. People use toilet paper to clean their bodies after they go to the bathroom.


SENTENCE The girl put a new roll of toilet paper in the bathroom.



tissue

DEFINITION A tissue is a sheet of soft paper that people can use to wipe their noses, wipe tears from their eyes, and take off makeup.


SENTENCE The man used a tissue to wipe his runny nose.



paper towel

DEFINITION A paper towel is a large piece of soft paper that people use to clean and dry things. Paper towels come in a large roll, and each paper towel can be torn off.

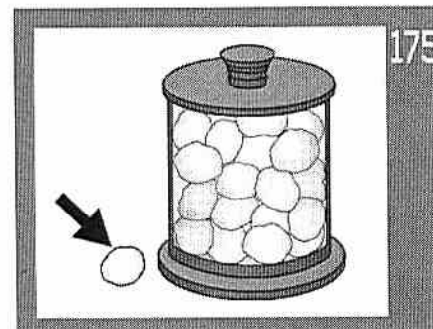
SENTENCE The cook washed his hands and dried them with a paper towel.



cotton swab

DEFINITION A cotton swab is a short stick with small pieces of cotton on both ends. People use a cotton swab to clean their ears and to put medicine on cuts and burns.

SENTENCE The boy used a cotton swab to clean the outside of his ear.



cotton ball

DEFINITION A cotton ball is a small, round puff of cotton. A cotton ball can be used to clean different parts of the body and to put medicine on cuts.

SENTENCE The woman used a cotton ball to take off her eye makeup.

171. toilet paper

Why should you check to see if there is toilet paper in the bathroom before using it?
Why is a roll of toilet paper divided into small squares of paper?

172. tissue

Name places in your home where there is usually a box of tissues.
Describe different uses for tissue.

173. paper towel

What are some ways paper towels are used in your home?
What should you do with a used paper towel in a bathroom?

174. cotton swab

Describe different uses for cotton swabs.
Why do you think a cotton swab has cotton on both ends?

175. cotton ball

Describe different uses for cotton balls.
Why is it important to keep cotton balls in a sealed bag until they are used?

Possible Group Activities

171. toilet paper — Show students sample rolls of various qualities of toilet paper. Have students comment on any differences in the thickness and feel of the paper.
172. tissue — Display different sizes of boxes and individual-sized packages of tissues. Have students name common or likely places each one might be found.
173. paper towel — Lead a discussion on why using paper towels to dry your hands is healthier than using cloth towels, which can spread germs.
174. cotton swab — Explain that cotton swabs are often used to do arts and crafts projects. Brainstorm ways artists might use cotton swabs.
175. cotton ball — Have students paint one fingernail with nail polish, let it dry, and then use a cotton ball and nail polish remover to remove the polish.

Teacher Read-Aloud

Hatsu was slicing raw carrots in the kitchen when she accidentally cut her hand. She quickly grabbed a clean paper towel to apply pressure to the cut. When the wound stopped bleeding, Hatsu walked to the bathroom near her bedroom.

She was surprised to see tears on her cheeks in the bathroom mirror. Using a tissue, she wiped the tears away. Hatsu then applied alcohol to the cut with a cotton ball to kill any germs. She used a cotton swab to place antibacterial ointment on it. Suddenly, the cut started to bleed again, so Hatsu wrapped her hand in toilet paper and went to find her mom.

Follow-up Question: Rank these paper items from most used to least used in your life.