







Clamps

Pinch, Platform, Switch, Tube, U, Universal Switch, and Wheelchair Clamps with brackets, tubes, straight and bent rods and mounts

| Item                                        | Description                                                                                                                                             | Photo                                                                                | Price   |
|---------------------------------------------|---------------------------------------------------------------------------------------------------------------------------------------------------------|--------------------------------------------------------------------------------------|---------|
| <b>Bed Rail (1")</b><br><b>TA-59460</b>     | <b>Pinch Clamps</b><br>- Allows any 1/2 in tube to be attached to a bed rail (1 in) or a wheelchair arm (7/8 in).<br>- See also Wheelchair Clamp below. |    | \$45.00 |
| <b>Wheelchair (7/8")</b><br><b>TA-59470</b> |                                                                                                                                                         |                                                                                      |         |
| <b>TA-59490</b>                             | <b>Platform Clamp</b><br>- Clamps to 1/2 in diameter tube.<br>- Surface is 2 x 3 in                                                                     |   | \$33.00 |
| <b>TA-59500</b>                             | <b>Switch Clamp</b><br>• Allow the pneumatic switch to be attached to a gooseneck or 1/2 in tube with bushing.                                          |  | \$40.00 |
| <b>TA-59540</b>                             | <b>Tube Clamp Set</b><br>- Set of two clamps.<br>- Attaches a 1/2 in tube to a wheelchair back.                                                         |  | \$33.00 |

**TA-59700 U Clamp**

**\$33.00**

For mounting a Grasp Switch or Mini Joystick to a 1/2 in tube.



**TA-59450 Universal Swivel Clamp**

**\$33.00**


Allows two 1/2 in tubes to be attached together allowing for full swivel movement in all directions.



**TA-59360 Wheelchair Bracket**

**\$33.00**

Clamps to 7/8 in diameter wheelchair arm (see below). Surface is 2 x 3 in



**TA-59480 Wheelchair Clamp**

**\$33.00**

- Allows any 1/2 in tube to be attached to a 7/8 in wheelchair arm.
- Less rugged than the Pinch Clamp Model TA-59470



**TA-59520 Mounting Plate**

**\$50.00**

Fits on Goosenecks or Bushings (See Straight Tubes below)

**Size** 3 x 4 3/4 in / 12 x 7.5 cm



**TA-59400 Universal Table Mount**

**\$85.00**

A versatile system that allows 1/2" tubing OR the 13" gooseneck to be attached to desks or tables

**Complete kit includes:**

- One table clamp
- One Gooseneck Extender
- One universal clamp (TA-59450)
- One 1/2" stainless steel tube




[More Photos](#)

**26" L bend TA-59800 Bent Tubes 1/2" diameter**

**\$60.00**

**12" 30° bend TA-59810**



**25" TA-59750**

**Straight Tubes 1/2" diameter**

**25" \$55.00**

**16" TA-59760**

**16 Inch Options 16" \$50.00**

**16" w bushing TA-59790**

**16" w bushing \$70.00**

**12" TA-59770**

**12 Inch Options 12" \$45.00**

**12" w bushing TA-59780**

**12" w bushing \$65.00**

**6" w bushing TA-59390**

**6" w bushing \$60.00 \$40.00**

**TA-59310 13 in Flexible Gooseneck**



**TA-59820 Swing Away Rod**

**\$150.00**

- Allows you to swing a mounting tube out to the side.
- Mounting tube not included.

