



THE GAME

Verb It Up! Bingo combines aspects of a board game and a bingo game. Each of the six bingo boards features sequences for four unique verbs. As a result, no player conjugates the same verbs as other players. Instead of the calling cards associated with traditional bingo games, players select verb tense draw cards to begin game play. An easily identifiable icon represents each verb tense both on the draw cards and the bingo boards.

Once a verb tense card is selected, the player chooses one of the four illustrations in that category on his or her bingo board. By allowing the student to choose the verb he or she wants to conjugate, the game helps develop higher-level thinking and strategy skills. Some students will choose verbs they are confident they can identify and use in a sentence. Other students will learn to choose verbs that are in a position that will allow them to progress toward winning the game.

Prompting Questions: To help students successfully play the game, each draw card includes a question that prompts usage of the correct verb tense. Questions include:

Future Tense: What will the _____ do?

Present Tense: What does/do the _____ do?

Present with Helping Verb: What is/are the _____ doing?

Past Tense: What did the _____ do?

Game facilitators are encouraged to tailor the questions to the illustration selected by the player, filling in the appropriate subject and prompting use of correct subject-verb agreement. Examples of questions and prompts are included on pages 10 and 11.


Take-Home Component: To help students prepare for the game and to encourage skills reinforcement at home, reproducible study sheets are included on pages 14–19. A reproducible letter explaining how parents and guardians can use the study sheets with their children is included on page 13. Study sheets should be sent home before the game is played. This visual study method gives the students and their parents a fun way to study the verb forms. Additionally, preparing to play the game will help the students build self-confidence that will translate to success during game play.

Wide Range of Uses and Implications: This easy-to-play game is effective in many teaching settings, including reading, writing, language arts, resource, ESOL, and speech and language classrooms. Practicing using verb tenses and subject-verb agreement will help students build their vocabulary and become more effective communicators.


HOW TO PLAY

Game Setup: Distribute a bingo board and several bingo chips to each student. Place the shuffled draw cards on a flat surface. Determine which student will take the first turn. Play will continue in a clockwise order after the first player's turn.


Bingo Variations: The object of the game is for a player to cover squares on his or her bingo board to complete a designated pattern. Traditional bingo includes covering squares across, down, or diagonally or covering every square on the board. Some other options include the following: four corners, in which the four corner squares are covered; L-shaped, in which the far left column and the bottom row are covered; and two-way, in which any row and any column are covered. Tell the students which type of bingo they will be playing before the game begins.



Four Corners



L-Shaped



Two-Way

Individual, Partner, or Small-Group Play: With each bingo board, students can play individually, in pairs, or in small groups. If students play in pairs or small groups, instruct them to take turns drawing a card. Allow the partners or group members to consult with each other before giving an answer.

Game Play: The first step in a player's turn is to choose a draw card from the top of the deck. If the player selects a particular verb tense card, then the player chooses an

uncovered picture that is in that category on his or her bingo board. If a player selects a “Choose Any Category” card, then the player may select any uncovered picture on his or her board. When playing L-shaped or two-way bingo, a player who selects a draw card with a verb tense category that has no uncovered squares on his or her bingo board may select another draw card.

Once a player selects a picture, he or she should answer the question on the draw card using the correct form of the verb. Depending upon the level of the student, he or she may give just the verb form as the answer or may give a complete sentence with a subject and verb form as the answer. If the player successfully answers the question, he or she should place a chip on that square. The player then returns the draw card to the bottom of the deck, and play passes to the player on the left.

Answer Key: The answers are included on pages 22 and 23. The verb form is the most important part of the answer and should not vary; however, the subject of the sentence may be changed to any appropriate noun or pronoun. Accept any reasonable subject.

Verb Tense Categories				
	FUTURE	PRESENT	PRESENT continuous	PAST
begin	The verb will begin.	The verb begins.	The verb is beginning.	The verb began.
break	The verb will break.	The verb breaks.	The verb is breaking.	The verb broke.
catch	The verb will catch.	The verb catches.	The verb is catching.	The verb caught.
climb	The verb will climb.	The verb climbs.	The verb is climbing.	The verb climbed.
choose	The verb will choose.	The verb chooses.	The verb is choosing.	The verb chose.
dig	The verb will dig.	The verb digs.	The verb is digging.	The verb dug.
draw	The verb will draw.	The verb draws.	The verb is drawing.	The verb drew.
drink	The verb will drink.	The verb drinks.	The verb is drinking.	The verb drank.
eat	The verb will eat.	The verb eats.	The verb is eating.	The verb ate.
fly	The verb will fly.	The verb flies.	The verb is flying.	The verb flew.
jump	The verb will jump.	The verb jumps.	The verb is jumping.	The verb jumped.
kick	The verb will kick.	The verb kicks.	The verb is kicking.	The verb kicked.
look	The verb will look.	The verb looks.	The verb is looking.	The verb looked.
play	The verb will play.	The verb plays.	The verb is playing.	The verb played.
read	The verb will read.	The verb reads.	The verb is reading.	The verb read.
run	The verb will run.	The verb runs.	The verb is running.	The verb ran.
say	The verb will say.	The verb says.	The verb is saying.	The verb said.
see	The verb will see.	The verb sees.	The verb is seeing.	The verb saw.
sleep	The verb will sleep.	The verb sleeps.	The verb is sleeping.	The verb slept.
stand	The verb will stand.	The verb stands.	The verb is standing.	The verb stood.
stop	The verb will stop.	The verb stops.	The verb is stopping.	The verb stopped.
swim	The verb will swim.	The verb swims.	The verb is swimming.	The verb swam.
teach	The verb will teach.	The verb teaches.	The verb is teaching.	The verb taught.
throw	The verb will throw.	The verb throws.	The verb is throwing.	The verb threw.
turn	The verb will turn.	The verb turns.	The verb is turning.	The verb turned.
walk	The verb will walk.	The verb walks.	The verb is walking.	The verb walked.
write	The verb will write.	The verb writes.	The verb is writing.	The verb wrote.

Answer Key

Determining The Winner: The first player to successfully “Bingo,” according to the type of bingo game being played, is called the winner.

Thursday, October 13, 2005.max